













1. How do you call your heritage language (HL)?

| | | Response Percent | Response Count |
|-------------------------------|---|--------------------------|----------------|
| bosanski/Bosnian |  | 17.6% | 27 |
| hrvatski/Croatian |  | 9.8% | 15 |
| srpski/Serbian |  | 37.9% | 58 |
| crnogorski/Montenegrin |  | 0.7% | 1 |
| naš jezik/our language |  | 10.5% | 16 |
| srpskohrvatski/Serbo-Croatian |  | 19.0% | 29 |
| Other (please specify) |  | 4.6% | 7 |
| | | answered question | 153 |
| | | skipped question | 1 |



2. I am currently:

| | | Response Percent | Response Count |
|---|---|--------------------------|----------------|
| high school student |  | 4.6% | 7 |
| community college student |  | 3.3% | 5 |
| undergraduate university student |  | 44.4% | 67 |
| graduate university student |  | 14.6% | 22 |
| not in school |  | 33.1% | 50 |
| | | answered question | 151 |
| | | skipped question | 3 |






3. If you are still a student, please provide the name of your school

| | Response Count |
|-------------------|----------------|
| | 90 |
| answered question | 90 |
| skipped question | 64 |






4. What is your gender?

| | | Response Percent | Response Count |
|--------|---|------------------|----------------|
| Male |  | 36.4% | 55 |
| Female |  | 63.6% | 96 |
| | answered question | | 151 |
| | skipped question | | 3 |

5. Age

| | | Response Percent | Response Count |
|-------|---|------------------|----------------|
| 17-19 |  | 15.9% | 24 |
| 20-22 |  | 26.5% | 40 |
| 23-25 |  | 10.6% | 16 |
| 25-30 |  | 15.9% | 24 |
| 30+ |  | 31.1% | 47 |
| | answered question | | 151 |
| | skipped question | | 3 |
















6. Highest degree reached













| | | Response Percent | Response Count |
|--------------------------|---|------------------|----------------|
| High School |  | 37.8% | 56 |
| Community College |  | 4.1% | 6 |
| University - Undgraduate |  | 27.0% | 40 |
| University - Advanced |  | 24.3% | 36 |
| Other (please specify) |  | 6.8% | 10 |
| answered question | | | 148 |
| skipped question | | | 6 |

7. Plese provide the name of the school you graduated from




| | Response Count |
|--------------------------|----------------|
| | 126 |
| answered question | 126 |
| skipped question | 28 |

8. If you are currently a college student or you graduated from a college, what is/was your major:







| | | Response Percent | Response Count |
|-----------------------------|---|------------------|----------------|
| Accounting |  | 2.3% | 3 |
| Anthropology |  | 2.3% | 3 |
| Art |  | 3.0% | 4 |
| Asian Languages |  | 0.8% | 1 |
| Biochemistry |  | 0.8% | 1 |
| Biology |  | 3.8% | 5 |
| Business |  | 6.8% | 9 |
| Business Economics | | 0.0% | 0 |
| Chicana and Chicano Studies | | 0.0% | 0 |
| Chinese Studies | | 0.0% | 0 |
| Classical Civilization | | 0.0% | 0 |
| Communication studies |  | 3.8% | 5 |
| Criminal Justice |  | 3.0% | 4 |
| Economics |  | 1.5% | 2 |
| Education |  | 1.5% | 2 |
| Electrical Engineering |  | 2.3% | 3 |
| English |  | 4.5% | 6 |
| French | | 0.0% | 0 |
| Developmental Studies | | 0.0% | 0 |
| Geography |  | 0.8% | 1 |
| History |  | 3.8% | 5 |
| Liberal Studies | | 0.0% | 0 |

| | | | |
|--|---|--------------|------------|
| Mathematics |  | 2.3% | 3 |
| Microbiology, Immunology, Molecular genetics |  | 0.8% | 1 |
| Music |  | 1.5% | 2 |
| Philosophy | | 0.0% | 0 |
| Physiological Science |  | 0.8% | 1 |
| Political science |  | 8.3% | 11 |
| Psychobiology |  | 2.3% | 3 |
| Psychology/cognitive science |  | 1.5% | 2 |
| Public Affairs | | 0.0% | 0 |
| Public Health |  | 0.8% | 1 |
| Sociology |  | 0.8% | 1 |
| Spanish |  | 0.8% | 1 |
| Undeclared |  | 1.5% | 2 |
| Other (please specify) |  | 37.9% | 50 |
| answered question | | | 132 |
| skipped question | | | 22 |








9. Do you live with your parents?

| | | Response Percent | Response Count |
|--------------------------|---|------------------|----------------|
| Yes |  | 33.1% | 49 |
| No |  | 61.5% | 91 |
| Other (please specify) |  | 5.4% | 8 |
| answered question | | | 148 |
| skipped question | | | 6 |








10. Where were you born?

| | | Response Percent | Response Count |
|----------------------------------|---|--------------------------|----------------|
| United States |  | 22.0% | 33 |
| Bosnia |  | 37.3% | 56 |
| Croatia |  | 10.7% | 16 |
| Serbia |  | 18.0% | 27 |
| Montenegro |  | 0.7% | 1 |
| Another Country (please specify) |  | 11.3% | 17 |
| | | answered question | 150 |
| | | skipped question | 4 |




11. If you were not born in the U.S., how old were you when you arrived in this country?

| | | Response Percent | Response Count |
|---------------------------------------|---|--------------------------|----------------|
| Doesn't apply, I was born in the U.S. |  | 20.3% | 28 |
| younger than 2 |  | 1.4% | 2 |
| 2-5 years old |  | 10.1% | 14 |
| 6 -10 years old |  | 22.5% | 31 |
| 11-13 years old |  | 12.3% | 17 |
| 14-18 years old |  | 11.6% | 16 |
| older than 18 |  | 21.7% | 30 |
| | | answered question | 138 |
| | | skipped question | 16 |

12. If you were not born in the U.S., how old were you when you left your country of birth?

| | | Response Percent | Response Count |
|---------------------------------------|---|------------------|----------------|
| Doesn't apply, I was born in the U.S. |  | 20.3% | 29 |
| younger than 2 |  | 7.7% | 11 |
| 2-5 years old |  | 16.8% | 24 |
| 6 -10 years old |  | 16.1% | 23 |
| 11-13 years old |  | 9.1% | 13 |
| 14-18 years old |  | 8.4% | 12 |
| older than 18 |  | 21.7% | 31 |
| answered question | | | 143 |
| skipped question | | | 11 |

13. If you attended school in the country of your heritage language?

| | | Response Percent | Response Count |
|---------------------------------------|---|------------------|----------------|
| Doesn't apply, I was born in the U.S. |  | 18.5% | 27 |
| Yes |  | 55.5% | 81 |
| No |  | 26.0% | 38 |
| answered question | | | 146 |
| skipped question | | | 8 |





14. If you attended school in the country of your heritage language, how many years did you attend school there?

| | | Response Percent | Response Count |
|---|--|------------------|----------------|
| I have not attended school in another country | | 36.9% | 52 |
| 1-2 years | | 9.9% | 14 |
| 3-5 years | | 9.2% | 13 |
| 6-8 years | | 6.4% | 9 |
| 9-12 years | | 12.1% | 17 |
| more than 12 years | | 17.7% | 25 |
| Other (please specify) | | 7.8% | 11 |
| answered question | | | 141 |
| skipped question | | | 13 |





15. Have you traveled to a country where your HL is predominantly spoken?

| | | Response Percent | Response Count |
|--|--|------------------|----------------|
| No, I have never been to one. | | 6.0% | 9 |
| Yes, I have been to one once or twice. | | 22.7% | 34 |
| Yes, I have been to one a total 3-5 times. | | 30.0% | 45 |
| Yes, at least once a year. | | 30.7% | 46 |
| Other (please specify) | | 10.7% | 16 |
| answered question | | | 150 |
| skipped question | | | 4 |





16. What language do you speak most of the time?

| | | Response Percent | Response Count |
|---|---|--------------------------|----------------|
| English |  | 34.0% | 51 |
| My HL language |  | 8.7% | 13 |
| A combination of English and my HL |  | 55.3% | 83 |
| Other (please specify) |  | 2.0% | 3 |
| | | answered question | 150 |
| | | skipped question | 4 |

17. What language(s) do you speak at home with your parents/family?

| | | Response Percent | Response Count |
|------------------------------------|---|--------------------------|----------------|
| English |  | 3.4% | 5 |
| My HL language |  | 58.4% | 87 |
| A combination of English and my HL |  | 35.6% | 53 |
| Other (please specify) |  | 2.7% | 4 |
| | | answered question | 149 |
| | | skipped question | 5 |










18. What language(s) do you speak with your friends?

| | | Response Percent | Response Count |
|------------------------------------|---|------------------|----------------|
| English |  | 52.0% | 77 |
| My HL language |  | 4.7% | 7 |
| A combination of English and my HL |  | 39.9% | 59 |
| Other (please specify) |  | 3.4% | 5 |
| answered question | | | 148 |
| skipped question | | | 6 |

19. What language did you use most at the following periods in your life?

| | English | HL | Both | Response Count |
|--------------------------|------------|--------------------|-------------------|----------------|
| 0-5 years old | 4.1% (6) | 85.5% (124) | 10.3% (15) | 145 |
| 6-12 years old | 9.5% (14) | 54.4% (80) | 36.1% (53) | 147 |
| 13-18 years old | 25.3% (37) | 23.3% (34) | 51.4% (75) | 146 |
| 18+ years old | 25.3% (37) | 6.8% (10) | 67.8% (99) | 146 |
| answered question | | | | 150 |
| skipped question | | | | 4 |

20. In addition to English and your HL what other languages do you speak or have you studied? (Check as many as apply)

| | | Response Percent | Response Count |
|------------------------|---|--------------------------|----------------|
| Chinese |  | 0.7% | 1 |
| French |  | 32.8% | 45 |
| German |  | 40.1% | 55 |
| Italian |  | 19.7% | 27 |
| Japanese |  | 4.4% | 6 |
| Latin |  | 16.1% | 22 |
| Russian |  | 19.0% | 26 |
| Spanish |  | 43.8% | 60 |
| Other (please specify) |  | 10.9% | 15 |
| | | answered question | 137 |
| | | skipped question | 17 |

21. Have you studied your heritage language at community/church/mosque school?

| | | Response Percent | Response Count |
|--------------------------|--|------------------|----------------|
| No, never | | 77.7% | 115 |
| Yes, for 1 year or less | | 6.8% | 10 |
| Yes, for 1-2 years | | 6.8% | 10 |
| Yes, for 2-3 years | | 2.0% | 3 |
| Yes, for 3-4 years | | 0.0% | 0 |
| Yes, more than 4 years | | 6.1% | 9 |
| Other (please specify) | | 0.7% | 1 |
| answered question | | | 148 |
| skipped question | | | 6 |

22. My parents' attitude toward the HL in my formative years could best be described as follows:

| | | Response Percent | Response Count |
|---|--|------------------|----------------|
| They insisted that I should speak my HL at all times | | 31.5% | 46 |
| They left the decision about my HL to me but they encouraged its use | | 36.3% | 53 |
| They did not in any way influence my use of my HL | | 22.6% | 33 |
| Other (please specify) | | 9.6% | 14 |
| answered question | | | 146 |
| skipped question | | | 8 |



23. Please rate your heritage language abilities:

| | none | low | intermediate | advanced | native-like | Response Count |
|--------------------------|----------|------------|--------------|------------|--------------------|----------------|
| Listening | 0.7% (1) | 2.0% (3) | 10.7% (16) | 13.4% (20) | 73.2% (109) | 149 |
| Speaking | 0.7% (1) | 6.0% (9) | 14.1% (21) | 21.5% (32) | 57.7% (86) | 149 |
| Reading | 0.7% (1) | 9.4% (14) | 21.5% (32) | 21.5% (32) | 47.0% (70) | 149 |
| Writing | 2.0% (3) | 14.1% (21) | 22.8% (34) | 22.1% (33) | 38.9% (58) | 149 |
| answered question | | | | | | 150 |
| skipped question | | | | | | 4 |

24. Please rate your English language abilities:

| | none | low | intermediate | advanced | native-like | Response Count |
|--------------------------|----------|----------|--------------|------------|--------------------|----------------|
| Listening | 0.0% (0) | 0.0% (0) | 2.0% (3) | 20.7% (31) | 77.3% (116) | 150 |
| Speaking | 0.0% (0) | 0.0% (0) | 2.7% (4) | 23.5% (35) | 73.8% (110) | 149 |
| Reading | 0.0% (0) | 0.0% (0) | 2.7% (4) | 20.8% (31) | 76.5% (114) | 149 |
| Writing | 0.0% (0) | 0.0% (0) | 6.7% (10) | 18.1% (27) | 75.2% (112) | 149 |
| answered question | | | | | | 150 |
| skipped question | | | | | | 4 |



25. Does your family want you to maintain your HL?

| | | Response Percent | Response Count |
|--------------------------|--|------------------|----------------|
| Yes |  | 97.9% | 140 |
| No |  | 2.1% | 3 |
| answered question | | | 143 |
| skipped question | | | 11 |

26. How do you self-identify? (e.g. American, Bosnian-American, Bosnian, Croatian-American, Croatian, Serbian-American, Serbian, Montenegrin-American, Montenegrin, Yugoslav, South-Slavic, Slavic-American, Slavic, etc.)

| | Response Count |
|-------------------|----------------|
| | 147 |
| answered question | 147 |
| skipped question | 7 |

27. Do you intend to teach your children your HL?

| | | Response Percent | Response Count |
|-----|--|------------------|----------------|
| Yes |  | 97.3% | 145 |
| No |  | 2.7% | 4 |
| | answered question | | 149 |
| | skipped question | | 5 |













28. What types of HL print did you have in your home when you were growing up? (Check as many as apply)

| | | Response Percent | Response Count |
|-----------------------------|-------------------------------------|------------------|----------------|
| We had no HL print at home. | <input type="checkbox"/> | 3.8% | 5 |
| Books | <input checked="" type="checkbox"/> | 84.0% | 110 |
| Calendar | <input checked="" type="checkbox"/> | 57.3% | 75 |
| Children's books | <input checked="" type="checkbox"/> | 70.2% | 92 |
| Comic books | <input checked="" type="checkbox"/> | 36.6% | 48 |
| Dictionary | <input checked="" type="checkbox"/> | 68.7% | 90 |
| Flyers | <input checked="" type="checkbox"/> | 29.0% | 38 |
| Magazines | <input checked="" type="checkbox"/> | 71.8% | 94 |
| Newsletters | <input checked="" type="checkbox"/> | 35.9% | 47 |
| Newspapers | <input checked="" type="checkbox"/> | 71.8% | 94 |
| Religious literature | <input checked="" type="checkbox"/> | 46.6% | 61 |
| Other (please specify) | <input type="checkbox"/> | 4.6% | 6 |
| answered question | | | 131 |
| skipped question | | | 23 |




29. What types of ENGLISH-language print did you have in your home when you were growing up? (Check as many as apply)

| | | Response Percent | Response Count |
|----------------------------------|--|--------------------------|----------------|
| We had no English print at home. | | 11.4% | 15 |
| Books | | 83.3% | 110 |
| Calendar | | 53.0% | 70 |
| Children's books | | 62.1% | 82 |
| Comic books | | 32.6% | 43 |
| Dictionary | | 84.8% | 112 |
| Flyers | | 39.4% | 52 |
| Magazines | | 72.0% | 95 |
| Newsletters | | 36.4% | 48 |
| Newspapers | | 60.6% | 80 |
| Religious literature | | 20.5% | 27 |
| Other (please specify) | | 3.8% | 5 |
| | | answered question | 132 |
| | | skipped question | 22 |














30. What types of HL print do you have in your home now? (Check as many as apply)

| | | Response Percent | Response Count |
|--|---|---------------------|-------------------|
| I have no HL print at my current home. |  | 10.6% | 14 |
| Books |  | 81.8% | 108 |
| Children's books |  | 35.6% | 47 |
| Newspapers |  | 46.2% | 61 |
| Newsletters |  | 20.5% | 27 |
| Calendar |  | 31.8% | 42 |
| Flyers |  | 17.4% | 23 |
| Dictionary |  | 64.4% | 85 |
| Comic books |  | 12.1% | 16 |
| Magazines |  | 51.5% | 68 |
| Religious literature |  | 30.3% | 40 |
| Other (please specify) |  | 4.5% | 6 |
| answered question | | | 132 |
| skipped question | | | 22 |

31. Do you access the Internet in your HL?

| | | Response Percent | Response Count |
|--------------------------|---|---------------------|-------------------|
| Frequently |  | 44.7% | 59 |
| Rarely |  | 43.9% | 58 |
| No |  | 11.4% | 15 |
| answered question | | | 132 |
| skipped question | | | 22 |








32. Did your parents or other family member read to you in the HL when you were a young child? If so, what did they read? (Check as many as apply)

| | | Response Percent | Response Count |
|---------------------------------------|---|--------------------------|----------------|
| My parents never read to me in the HL |  | 18.9% | 24 |
| Books |  | 52.8% | 67 |
| Calendar |  | 3.1% | 4 |
| Children's books |  | 72.4% | 92 |
| Comic books |  | 12.6% | 16 |
| Dictionary |  | 7.9% | 10 |
| Flyers |  | 3.1% | 4 |
| Letters from relatives |  | 27.6% | 35 |
| Magazines |  | 20.5% | 26 |
| Newsletters |  | 7.1% | 9 |
| Newspapers |  | 18.1% | 23 |
| Religious literature |  | 13.4% | 17 |
| Other (please specify) |  | 3.1% | 4 |
| | | answered question | 127 |
| | | skipped question | 27 |

33. If you read your HL, how many minutes a week do you spend reading in that language?

| | | Response Percent | Response Count |
|------------------------------------|--|---------------------|-------------------|
| I never read in my HL | | 10.5% | 14 |
| Less than 15 minutes a week | | 24.1% | 32 |
| 15 –30 minutes | | 17.3% | 23 |
| about an hour | | 14.3% | 19 |
| 1-2 hours | | 10.5% | 14 |
| More than two hours | | 21.1% | 28 |
| Other (please specify) | | 2.3% | 3 |
| answered question | | | 133 |
| skipped question | | | 21 |

34. How many minutes a week do you spend reading non-school related materials in English (e.g. the newspaper, a novel, etc.)?

| | | Response Percent | Response Count |
|---------------------------------|---|--------------------------|----------------|
| I never read outside of school. |  | 2.3% | 3 |
| Less than 15 minutes a week. |  | 4.5% | 6 |
| 15 –30 minutes. |  | 7.5% | 10 |
| about an hour. |  | 10.5% | 14 |
| 1-2 hours. |  | 10.5% | 14 |
| More than two hours. |  | 60.9% | 81 |
| Other (please specify) |  | 3.8% | 5 |
| | | answered question | 133 |
| | | skipped question | 21 |

35. What do you read in your HL outside of class assignments? (Check as many as apply)









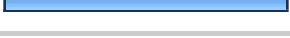

| | | Response Percent | Response Count |
|---|--|------------------|----------------|
| I don't read in the HL outside of class assignments | | 15.9% | 21 |
| Books | | 48.5% | 64 |
| Children's books | | 12.1% | 16 |
| Textbooks | | 6.8% | 9 |
| Newspapers | | 55.3% | 73 |
| Newsletters | | 14.4% | 19 |
| Calendar | | 8.3% | 11 |
| Flyers | | 10.6% | 14 |
| Letters | | 25.8% | 34 |
| Dictionary | | 9.8% | 13 |
| Comic books | | 5.3% | 7 |
| Magazines | | 43.9% | 58 |
| Religious literature | | 13.6% | 18 |
| Other (please specify) | | 12.1% | 16 |
| answered question | | | 132 |
| skipped question | | | 22 |

36. WHEN READING IN YOUR HL, how easy or difficult do you find the following genres (texts)? Use the scale 1 to 5, with 1 being "very easy to understand" and 5 being "next to impossible to understand".




| | 1 | 2 | 3 | 4 | 5 | N/A | Response Count |
|---------------------------|-----------------------------|---------------|---------------|---------------|---------------|---------------|----------------|
| Academic/technical papers | 27.6% (35) | 16.5% (21) | 15.0% (19) | 18.1% (23) | 14.2% (18) | 8.7% (11) | 127 |
| Children's books | 76.7% (99) | 10.9% (14) | 5.4% (7) | 0.0% (0) | 3.1% (4) | 3.9% (5) | 129 |
| Comic books | 65.9% (83) | 9.5% (12) | 7.1% (9) | 0.8% (1) | 2.4% (3) | 14.3% (18) | 126 |
| Dictionary | 59.7% (77) | 17.1% (22) | 13.2% (17) | 2.3% (3) | 3.1% (4) | 4.7% (6) | 129 |
| Flyers | 63.2% (79) | 13.6% (17) | 9.6% (12) | 0.8% (1) | 3.2% (4) | 9.6% (12) | 125 |
| Letters/email | 65.1% (84) | 14.7% (19) | 11.6% (15) | 1.6% (2) | 3.9% (5) | 3.1% (4) | 129 |
| Magazines | 55.5% (71) | 18.0% (23) | 14.1% (18) | 5.5% (7) | 3.9% (5) | 3.1% (4) | 128 |
| Newsletters | 53.2% (67) | 11.9% (15) | 19.0% (24) | 4.8% (6) | 3.2% (4) | 7.9% (10) | 126 |
| Newspapers | 46.1% (59) | 19.5% (25) | 14.8% (19) | 10.9% (14) | 5.5% (7) | 3.1% (4) | 128 |
| Non-fiction | 42.2% (54) | 14.8% (19) | 14.8% (19) | 12.5% (16) | 6.3% (8) | 9.4% (12) | 128 |
| Novels/short stories | 42.2% (54) | 15.6% (20) | 18.0% (23) | 8.6% (11) | 8.6% (11) | 7.0% (9) | 128 |
| Poetry | 38.6% (49) | 17.3% (22) | 15.0% (19) | 15.0% (19) | 9.4% (12) | 4.7% (6) | 127 |
| Textbooks | 37.8% (48) | 11.8% (15) | 13.4% (17) | 13.4% (17) | 11.8% (15) | 11.8% (15) | 127 |
| Theatrical plays | 37.3% (47) | 16.7% (21) | 14.3% (18) | 7.1% (9) | 10.3% (13) | 14.3% (18) | 126 |

| | | | | | | | |
|--------------------------|-----------------------------|---------------|---------------|-----------|---------------|---------------|------------|
| Religious literature | 34.9% (44) | 14.3% (18) | 16.7% (21) | 7.9% (10) | 13.5% (17) | 12.7% (16) | 126 |
| Web pages | 58.2% (71) | 13.1% (16) | 13.9% (17) | 8.2% (10) | 4.9% (6) | 1.6% (2) | 122 |
| answered question | | | | | | | 130 |
| skipped question | | | | | | | 24 |



37. In the past six months, which of the following activities have you done in your HL OUTSIDE of class? (Check as many as apply)

| | | Response Percent | Response Count |
|---------------------------------------|--|------------------|----------------|
| Listened to radio. |  | 43.8% | 56 |
| Watched TV. |  | 48.4% | 62 |
| Watched a movie or DVD. |  | 63.3% | 81 |
| Listened to music. |  | 81.3% | 104 |
| Written an email or letter. |  | 82.0% | 105 |
| Spoken on the phone. |  | 86.7% | 111 |
| Visited a website. |  | 82.0% | 105 |
| Read a book or short story. |  | 43.0% | 55 |
| Read a newspaper. |  | 42.2% | 54 |
| Attended a community or church event. |  | 46.1% | 59 |
| answered question | | | 128 |
| skipped question | | | 26 |






38. As a young child, did you first learn to read in English or in your HL?

| | | Response Percent | Response Count |
|--------------------------|---|------------------|----------------|
| English |  | 19.4% | 25 |
| HL |  | 66.7% | 86 |
| Both at the same time. |  | 14.0% | 18 |
| answered question | | | 129 |
| skipped question | | | 25 |

39. In my current neighborhood there is a high concentration of my HL speakers.

| | | Response Percent | Response Count |
|--------------------------|--|------------------|----------------|
| true |  | 20.0% | 26 |
| false |  | 80.0% | 104 |
| answered question | | | 130 |
| skipped question | | | 24 |






40. I currently live in:

| | | Response Percent | Response Count |
|-------------------------------|--|------------------|----------------|
| Phoenix Metropolitan Area |  | 75.5% | 74 |
| New York Metropolitan Area |  | 17.3% | 17 |
| Los Angeles Metropolitan Area |  | 4.1% | 4 |
| Chicago Metropolitan Area |  | 2.0% | 2 |
| Saint Louis Metropolitan Area | | 0.0% | 0 |
| Detroit Metropolitan Area |  | 1.0% | 1 |
| New Jersey | | 0.0% | 0 |
| | Other (please specify) | | 31 |

answered question 98

skipped question 56

41. I visit HL venues (bars, clubs, stores, places of worship,etc.)

| | | Response Percent | Response Count |
|----------------------|---|------------------|----------------|
| several times a week |  | 6.6% | 8 |
| once a week |  | 10.7% | 13 |
| once a month |  | 14.9% | 18 |
| several times a year |  | 47.1% | 57 |
| never |  | 20.7% | 25 |
| | Other (please specify) | | 12 |

answered question 121

skipped question 33




42. Would you be interested in taking HL classes?

| | | Response Percent | Response Count |
|--------------------------|--|------------------|----------------|
| yes | | 65.0% | 78 |
| no | | 35.0% | 42 |
| | maybe (please specify your conditions) | | 12 |
| answered question | | | 120 |
| skipped question | | | 34 |




43. If you answered yes or maybe in the previous question, what form of delivery would you prefer:

| | | Response Percent | Response Count |
|--|------------------------|------------------|----------------|
| does not apply - I am not interested in HL courses | | 25.2% | 28 |
| on-line classes throughout the year | | 40.5% | 45 |
| on-site eight-week summer classes | | 34.2% | 38 |
| | Other (please specify) | | 8 |
| answered question | | | 111 |
| skipped question | | | 43 |



44. If you prefer on-site courses, would you be willing and able to travel to a different city in the United States for eight weeks to take the course:

| | | Response Percent | Response Count |
|---|---|------------------|----------------|
| Yes |  | 19.8% | 22 |
| No |  | 46.8% | 52 |
| Does not apply - I prefer on-line courses |  | 33.3% | 37 |
| answered question | | | 111 |
| skipped question | | | 43 |












45. I would be interested in taking classes that would cover:

| | | Response Percent | Response Count |
|--|---|------------------|----------------|
| My HL only (i.e., Bosnian, Croatian, Serbian, Montenegrin) |  | 25.7% | 26 |
| Bosnian, Croatian, Serbian, and Montenegrin together |  | 26.7% | 27 |
| Either of the above is fine with me |  | 47.5% | 48 |
| Other (please specify) | | | 11 |
| answered question | | | 101 |
| skipped question | | | 53 |






46. In the past I have taken:

| | | Response Percent | Response Count |
|--|---|-------------------|----------------|
| University classes for heritage language speakers of my HL |  | 53.6% | 30 |
| General formal university classes of my HL |  | 53.6% | 30 |
| | | answered question | 56 |
| | | skipped question | 98 |

47. What would you like to read in your HL classes? (Check as many as apply)

| | | Response Percent | Response Count |
|----------------------|---|-------------------|----------------|
| Novels/short stories |  | 82.4% | 89 |
| Poetry |  | 55.6% | 60 |
| Non-fiction |  | 52.8% | 57 |
| Plays |  | 38.0% | 41 |
| Newspaper stories |  | 58.3% | 63 |
| Magazine stories |  | 58.3% | 63 |
| Newsletters |  | 31.5% | 34 |
| Letters/email |  | 41.7% | 45 |
| Comic books |  | 30.6% | 33 |
| Religious literature |  | 24.1% | 26 |
| Web pages |  | 47.2% | 51 |
| | | answered question | 108 |
| | | skipped question | 46 |

48. In general, what do you prefer to speak?

| | | Response Percent | Response Count |
|-----------------------------------|---|------------------|----------------|
| My HL |  | 7.8% | 9 |
| English |  | 15.5% | 18 |
| A mix of my HL and English |  | 54.3% | 63 |
| No preference |  | 19.0% | 22 |
| Other (please specify) |  | 3.4% | 4 |
| answered question | | | 116 |
| skipped question | | | 38 |

49. On a scale of 1 to 5, with 1 being extremely easy and 5 being impossible. Rate how difficult you find it to accomplish each of the following tasks in your HL.

| | 1 | 2 | 3 | 4 | 5 | Response Count |
|--|-------------------|------------|------------|------------|------------|----------------|
| Tell a joke. | 54.6% (65) | 16.8% (20) | 14.3% (17) | 9.2% (11) | 5.0% (6) | 119 |
| Tell a fairy tale. | 48.7% (58) | 17.6% (21) | 16.0% (19) | 11.8% (14) | 5.9% (7) | 119 |
| Tell a story. | 55.1% (65) | 22.9% (27) | 14.4% (17) | 4.2% (5) | 3.4% (4) | 118 |
| Use polite language. | 69.7% (83) | 16.0% (19) | 5.0% (6) | 6.7% (8) | 2.5% (3) | 119 |
| Be rude. | 73.1% (87) | 11.8% (14) | 8.4% (10) | 5.0% (6) | 1.7% (2) | 119 |
| Talk about current events. | 54.2% (64) | 22.9% (27) | 11.9% (14) | 7.6% (9) | 3.4% (4) | 118 |
| Debate an idea. | 38.1% (45) | 22.0% (26) | 22.9% (27) | 9.3% (11) | 7.6% (9) | 118 |
| Give a formal presentation before an audience. | 24.6% (29) | 18.6% (22) | 16.1% (19) | 22.9% (27) | 17.8% (21) | 118 |
| answered question | | | | | | 119 |
| skipped question | | | | | | 35 |

50. On a scale of 1 to 5, with 1 being extremely easy and 5 being impossible. Rate how difficult you find it to accomplish each of the following tasks in ENGLISH.

| | 1 | 2 | 3 | 4 | 5 | Response Count |
|--|--------------------|------------|----------|----------|----------|----------------|
| Tell a joke. | 84.0% (100) | 9.2% (11) | 4.2% (5) | 2.5% (3) | 0.0% (0) | 119 |
| Tell a fairy tale. | 85.7% (102) | 10.9% (13) | 2.5% (3) | 0.0% (0) | 0.8% (1) | 119 |
| Tell a story. | 93.3% (111) | 6.7% (8) | 0.0% (0) | 0.0% (0) | 0.0% (0) | 119 |
| Use polite language. | 94.1% (112) | 5.0% (6) | 0.0% (0) | 0.8% (1) | 0.0% (0) | 119 |
| Be rude. | 89.9% (107) | 7.6% (9) | 2.5% (3) | 0.0% (0) | 0.0% (0) | 119 |
| Talk about current events. | 90.8% (108) | 7.6% (9) | 1.7% (2) | 0.0% (0) | 0.0% (0) | 119 |
| Debate an idea. | 81.5% (97) | 16.0% (19) | 2.5% (3) | 0.0% (0) | 0.0% (0) | 119 |
| Give a formal presentation before an audience. | 75.4% (89) | 16.9% (20) | 5.9% (7) | 0.0% (0) | 1.7% (2) | 118 |
| answered question | | | | | | 119 |
| skipped question | | | | | | 35 |














51. On a scale of 1 to 5, with 1 being extremely easy and 5 being impossible. Rate how difficult you find it to accomplish each of the following tasks in your HL.

| | 1 | 2 | 3 | 4 | 5 | Response Count |
|---|-------------------|------------|------------|----------|----------|----------------|
| Understand humor. | 66.7% (78) | 13.7% (16) | 13.7% (16) | 3.4% (4) | 2.6% (3) | 117 |
| Understand a conversation if you eavesdrop. | 76.9% (90) | 14.5% (17) | 3.4% (4) | 3.4% (4) | 1.7% (2) | 117 |
| Understand news reports. | 61.5% (72) | 14.5% (17) | 15.4% (18) | 6.8% (8) | 1.7% (2) | 117 |
| Understand movies. | 70.1% (82) | 13.7% (16) | 11.1% (13) | 3.4% (4) | 1.7% (2) | 117 |
| Understand TV shows. | 67.5% (79) | 17.9% (21) | 8.5% (10) | 3.4% (4) | 2.6% (3) | 117 |
| Understand song lyrics. | 62.9% (73) | 17.2% (20) | 10.3% (12) | 7.8% (9) | 1.7% (2) | 116 |
| Understand a formal talk. | 58.6% (68) | 18.1% (21) | 12.9% (15) | 5.2% (6) | 5.2% (6) | 116 |
| answered question | | | | | | 117 |
| skipped question | | | | | | 37 |

52. On a scale of 1 to 5, with 1 being "not important" and 5 being "extremely important", how important is it for you to accomplish the following goals in your HL class?

| | 1 | 2 | 3 | 4 | 5 | Response Count |
|-------------------------------|------------|------------|------------|------------|-------------------|----------------|
| Improve speaking. | 19.5% (22) | 10.6% (12) | 11.5% (13) | 10.6% (12) | 47.8% (54) | 113 |
| Improve listening. | 27.4% (31) | 11.5% (13) | 14.2% (16) | 9.7% (11) | 37.2% (42) | 113 |
| Improve reading. | 19.6% (22) | 6.3% (7) | 16.1% (18) | 15.2% (17) | 42.9% (48) | 112 |
| Improve writing. | 16.8% (19) | 6.2% (7) | 10.6% (12) | 20.4% (23) | 46.0% (52) | 113 |
| Improve grammatical accuracy. | 13.3% (15) | 8.0% (9) | 12.4% (14) | 11.5% (13) | 54.9% (62) | 113 |
| Increase vocabulary. | 15.0% (17) | 5.3% (6) | 8.0% (9) | 10.6% (12) | 61.1% (69) | 113 |
| answered question | | | | | | 113 |
| skipped question | | | | | | 41 |

53. What are your general attitudes about your HL? (check as many as apply)

| | | Response Percent | Response Count |
|--|--|---------------------|-------------------|
| At times I feel embarrassed. |  | 13.4% | 16 |
| It's an important part of who I am. |  | 94.1% | 112 |
| I find it useful. |  | 77.3% | 92 |
| It has been a barrier to learning English. |  | 2.5% | 3 |
| It has made school more challenging. |  | 7.6% | 9 |
| It has made school more enjoyable. |  | 21.0% | 25 |
| It has made school less challenging. |  | 13.4% | 16 |
| It has made school less enjoyable. |  | 0.8% | 1 |
| It has helped me make friends. |  | 37.0% | 44 |
| It has made it more difficult to make friends. |  | 1.7% | 2 |
| It's a valuable skill. |  | 85.7% | 102 |
| It's a necessary skill. |  | 46.2% | 55 |
| Other (please specify) |  | 5.0% | 6 |
| answered question | | | 119 |
| skipped question | | | 35 |

54. Please answer the following question in 4-6 sentences: How has your knowledge of your heritage language affected your experience in SCHOOL. Can you remember an incident when your heritage language was helpful or caused you problems in school?

**Response
Count**

84

answered question

84

skipped question

70

55. How has your knowledge of your HL affected your experience outside of school, for example in your home, church, or neighborhood. Can you remember an incident when your heritage language was helpful or caused you problems in any of these settings?

**Response
Count**

79

answered question

79

skipped question

75